

# Parent Resource Tool



Below are strategies and activities, **tailored for your child**, that you can do with them at home to improve their understanding of important concepts in reading and math.

## Reading

Strategies to improve your child's grade 8 reading understanding



### Understanding/Analysis Across Genres

- Help your child come up with a question about a topic of interest. Then work together to read a variety of sources to find the answer. Use technology (under your guidance) as well as magazines, newspapers, and, if relevant, poetry and fiction to find the answer.



### Understanding/Analysis of Literary Texts

- Provide fiction books of interest to your child. Read the books either independently or together. In your conversations, focus on how the plot develops, different points of view, and sensory or interesting language.



### Understanding/Analysis of Informational Texts

- Suggest non-fiction texts related to a movie or TV show your child enjoys. For example, if a show or movie involves roller coasters, you could find a non-fiction book about the mechanics of roller coasters at your local library.



### Writing Composition, Revision and Editing

- When your child wants something, have her write you a note explaining why she wants the item and persuading you that she deserves the item.

## Mathematics

Strategies to improve your child's grade 8 math understanding



### Numerical Representations and Relationships

- Have your child find a number between 100 and 225 and approximate the square root of that number.
- Have your child find numbers in everyday life and have her categorize them as real numbers, integers, etc.



### Computations and Algebraic Relationships

- When taking a trip, whether to the store or on vacation, have your child create a map indicating how long it will take to travel a quarter of the way, half way, three quarters of the way, and all the way there. Have him compare these times to the actual time it takes.



### Geometry and Measurement

- Have your child find the volume of an everyday object, such as a can of soup.
- Have your child measure the length and the diagonal of a table and use the Pythagorean theorem to find the width.



### Data Analysis and Personal Financial Literacy

- Have your child find the amount of simple interest that is earned when a certain amount of money is invested at a percentage for one year.
- Have your child locate or create scatterplots from everyday events and draw a trend line beginning at (0,0) through the data points and make a prediction about data not represented by a point plotted on the graph.

## Maximize Time During Parent Teacher Conferences

### Sample Questions to Ask the Teacher:

- What does my child seem to be the most interested in at school?
- Does my child have good friends in class and at school?
- What is the most important thing that I can be doing to prepare my child for high school?
- Is my child giving his/her best effort?
- What could my child be doing that he or she is not already doing?
- How is my child's work completion in your class?

**28Q9GB**  
Unique Access Code

For more information visit [www.texasassessment.com](http://www.texasassessment.com).

Informed Parents. Better Schools.

# STAAR Results

STATE OF TEXAS ASSESSMENTS OF ACADEMIC READINESS



## 2018 STAAR Report Card



### About the STAAR Test

Your child took the STAAR in May 2018. This test asks students to answer questions that measure the knowledge and skills they need to be prepared for college or a career. If you have questions about this report, please talk to your child's teacher or principal, or learn more by visiting [www.texasassessment.com](http://www.texasassessment.com).



### What the Results Mean

This report shows how well your child did on the assessment. There are 4 levels of Performance.

## From the Commissioner

Tests are a part of life. Our kids will take tests to get a driver's license, to get into college, and even to get certain jobs. As a parent of two myself, I know that no one test can tell me everything about my children. But the STAAR tests have been designed to provide useful information about how much our children have learned academically and how well prepared they are for what comes next.

Students who meet or master grade level by high school graduation have more than a 60% chance of passing their college classes, substantially increasing their lifetime earnings and prospects for success. This report is intended to give you information on how well your child learned this year's academic material in school and how you can help them learn even more.



Mike Morath, Commissioner of Education



#### MASTERS GRADE LEVEL

Mastery of the course knowledge and skills is shown — student is on track for college and career readiness.



#### MEETS GRADE LEVEL

Strong knowledge of course content — student is prepared to progress to the next grade.




#### APPROACHES GRADE LEVEL

Some knowledge of course content, but may be missing critical elements — student needs additional support in the coming year.



#### DID NOT MEET GRADE LEVEL

No basic understanding of course expectations is shown — student may need significant support in the coming year.



# Performance: 8th Grade

John Smith

Enrolled Grade: 8

Date of Birth: 01/01/01 Student ID: \*\*\*\*\*9883 Local Student ID: --- District: 257-999 ZY CRUSE ISD

## Your Child's Performance at a Glance



**Approaches**  
Grade Level  
Test Date: March 2018



**Meets**  
Grade Level  
Test Date: March 2018

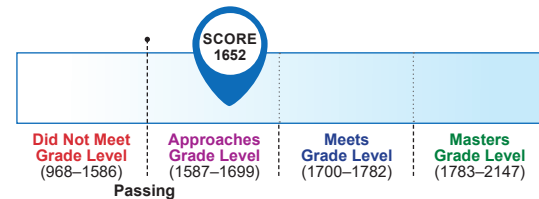


**Did Not Meet**  
Grade Level  
Test Date: May 2018



**Masters**  
Grade Level  
Test Date: May 2018

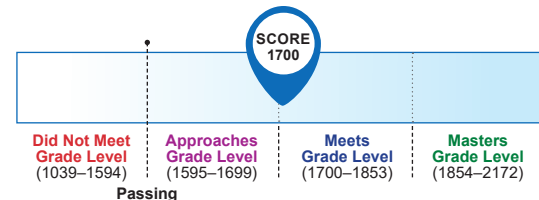
### Reading Test Date: March 2018



CATEGORY	ANSWERED CORRECTLY
1. Understanding/Analysis Across Genres	8 of 8
2. Understanding/Analysis of Literary Texts	7 of 19
3. Understanding/Analysis of Informational Texts	15 of 17
<b>TOTAL</b>	<b>30 of 44</b>

**40th PERCENTILE**  
Your child scored the same or better than 40% of all Grade 8 students in Texas.

### Mathematics Test Date: March 2018

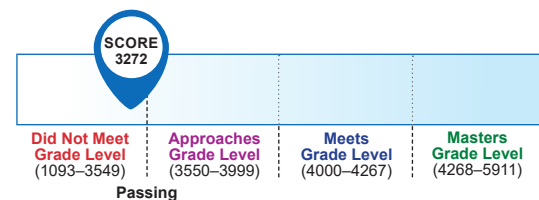


CATEGORY	ANSWERED CORRECTLY
1. Numerical Representations and Relationships	0 of 4
2. Computations and Algebraic Relationships	14 of 16
3. Geometry and Measurement	15 of 15
4. Data Analysis and Personal Financial Literacy	0 of 7
<b>TOTAL</b>	<b>29 of 42</b>

**63rd PERCENTILE**  
Your child scored the same or better than 63% of all Grade 8 students in Texas.

Current Quantile Measure: 847Q

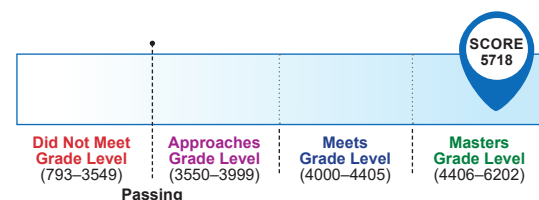
### Social Studies Test Date: May 2018



CATEGORY	ANSWERED CORRECTLY
1. History	17 of 17
2. Geography and Culture	0 of 10
3. Government and Citizenship	0 of 10
4. Economics, Science, Technology and Society	0 of 7
<b>TOTAL</b>	<b>17 of 44</b>

**19th PERCENTILE**  
Your child scored the same or better than 19% of all Grade 8 students in Texas.

### Science Test Date: May 2018



CATEGORY	ANSWERED CORRECTLY
1. Matter and Energy	11 of 11
2. Force, Motion and Energy	9 of 9
3. Earth and Space	10 of 11
4. Organisms and Environments	10 of 11
<b>TOTAL</b>	<b>40 of 42</b>

**97th PERCENTILE**  
Your child scored the same or better than 97% of all Grade 8 students in Texas.



# Progress: From Previous Year

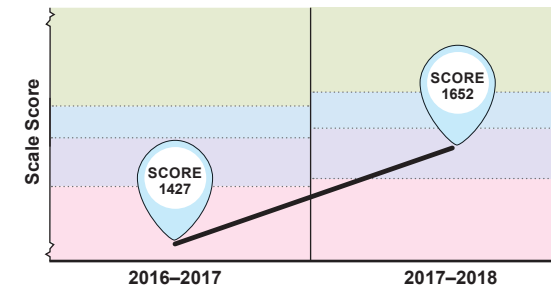
John Smith

Campus: 042 YAHOO M S Class Group: SEC E EIGHT FIV Report Date: JUNE 2018 Date of Testing: MAY 2018

## Reading

### Expected Progress

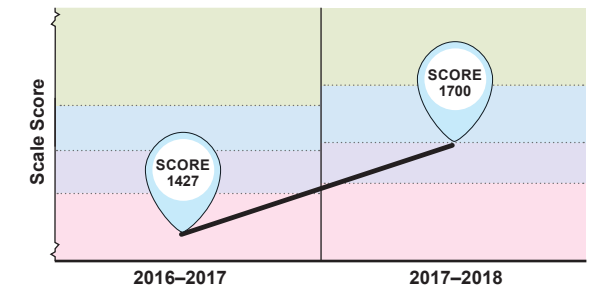
Your Child Showed Expected Progress For 1 Year of Instruction



## Mathematics

### Expected Progress

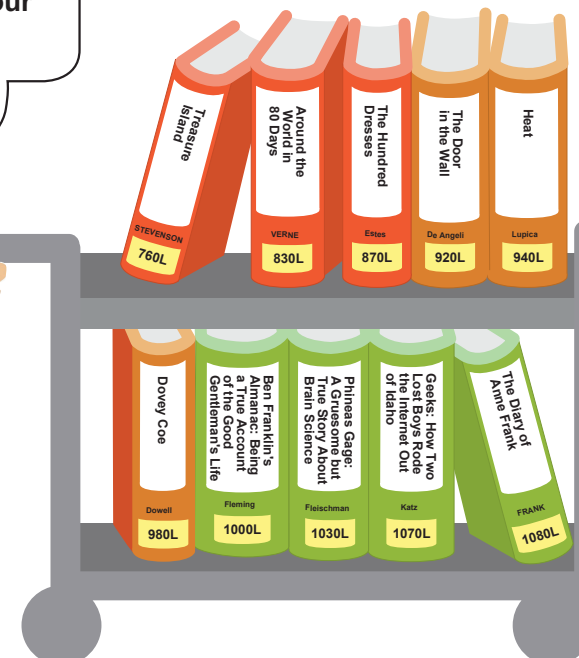
Your Child Showed Expected Progress For 1 Year of Instruction



## Your Child's Reading Measure History (Lexile® Measure)

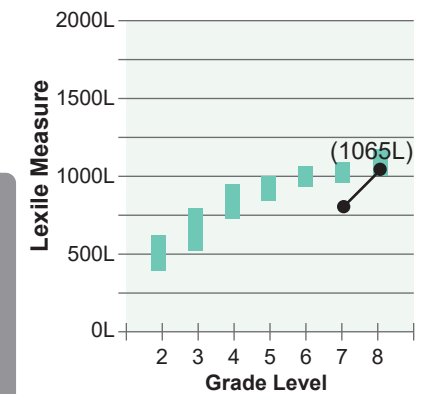
The Lexile measure indicates the difficulty of the materials that your child can read successfully.

Here are some books recommended for your child's grade.



### Your Child's Lexile History

Current Lexile Measure: 1065L



Copyright © 2017 MetaMetrics.



## Want More Resources to Help Your Child in School?

For helpful tips and tools, including information on how to improve math skills and participate in a summer math challenge from home, please visit [www.texasassessment.com](http://www.texasassessment.com).

- Go to [www.texasassessment.com](http://www.texasassessment.com)
- Find your unique access code in the monitor to the left
- Enter the code and click on the button to log in and learn more!



## Learn More about Your Child's Lexile Level

For more information about your child's reading level history, including an interactive Lexile Growth Planner™ and a Find A Book Tool, visit: [www.texasassessment.com/lexile](http://www.texasassessment.com/lexile).