

Parent Resource Tool



Below are strategies and activities, **tailored for your child**, that you can do with them at home to improve their understanding of important concepts in reading and math.

Reading

Strategies to improve your child's grade 7 reading understanding



Understanding/Analysis Across Genres

- Help your child think of someone he finds interesting. Look for an autobiography of that person, and a fictional adaptation. Read them together and discuss similarities and differences.
- Compare global perspectives: Have your child read news articles from several different sources about the same event. Discuss how they are presented differently and why that might be.



Understanding/Analysis of Literary Texts

- Set specific goals with your child around reading fiction. Goals might include an ambitious number of eighth-grade-level books to read over the summer, or learning an impressive number of new vocabulary words each month.



Understanding/Analysis of Informational Texts

- Read the newspaper or a magazine with your child. Ask your child to distinguish facts from common assertions and opinions using evidence from the text.



Writing Composition, Revision and Editing

- Challenge your child to design her dream home or bedroom. Have her write a few paragraphs describing the model and reasons behind the design decisions

Mathematics

Strategies to improve your child's grade 7 math understanding



Probability and Numerical Representations

- Have your child find numbers in everyday life and categorize the numbers as rational numbers, whole numbers, integers, etc.
- Have your child predict the number of times an outcome in an experiment will occur if it is repeated 200 times using both theoretical and experimental probabilities and compare the results.



Computations and Algebraic Relationships

- Give your child a starting point and a rate of change, such as a starting point 2 feet away moving at 15 feet per minute. Have your child write the equation for the situation in $y = mx + b$ form. Then, give your child a finishing distance and have her write and solve the equation.



Geometry and Measurement

- Have your child measure the dimensions for three to four rooms and create a scale drawing of the rooms given a certain scale factor.
- Have your child research the ways that we as a civilization discovered the number pi.



Data Analysis and Personal Financial Literacy

- Have your child create a circle graph for data collected from a survey, such as the type of vehicles seen in a parking lot.
- Have your child create a budget with a given amount of money and ask him to calculate the percentage for the different categories.

Maximize Time During Parent Teacher Conferences

Sample Questions to Ask the Teacher:

- What does my child seem to be the most interested in at school?
- Does my child have good friends in class and at school?
- What is the most important thing that I can be doing to prepare my child for high school?
- Is my child giving his/her best effort?
- What could my child be doing that he or she is not already doing?
- How is my child's work completion in your class?

28Q9GT
Unique Access Code

For more information visit www.texasassessment.com.

Informed Parents. Better Schools.

STAAR Results

STATE OF TEXAS ASSESSMENTS OF ACADEMIC READINESS



2018 STAAR Report Card



About the STAAR Test

Your child took the STAAR in May 2018. This test asks students to answer questions that measure the knowledge and skills they need to be prepared for college or a career. If you have questions about this report, please talk to your child's teacher or principal, or learn more by visiting www.texasassessment.com.



What the Results Mean

This report shows how well your child did on the assessment. There are 4 levels of Performance.

From the Commissioner

Tests are a part of life. Our kids will take tests to get a driver's license, to get into college, and even to get certain jobs. As a parent of two myself, I know that no one test can tell me everything about my children. But the STAAR tests have been designed to provide useful information about how much our children have learned academically and how well prepared they are for what comes next.

Students who meet or master grade level by high school graduation have more than a 60% chance of passing their college classes, substantially increasing their lifetime earnings and prospects for success. This report is intended to give you information on how well your child learned this year's academic material in school and how you can help them learn even more.



MASTERS GRADE LEVEL

Mastery of the course knowledge and skills is shown — student is on track for college and career readiness.



MEETS GRADE LEVEL

Strong knowledge of course content — student is prepared to progress to the next grade.



APPROACHES GRADE LEVEL

Some knowledge of course content, but may be missing critical elements — student needs additional support in the coming year.



DID NOT MEET GRADE LEVEL

No basic understanding of course expectations is shown — student may need significant support in the coming year.



Mike Morath, Commissioner of Education

John Smith

Enrolled Grade: 7

Date of Birth: 12/01/01 Student ID: *****9473 Local Student ID: --- District: 257-999 ZY CRUSE ISD

Your Child's Performance at a Glance

Reading

Masters
 Grade Level
 Test Date: Spring 2018

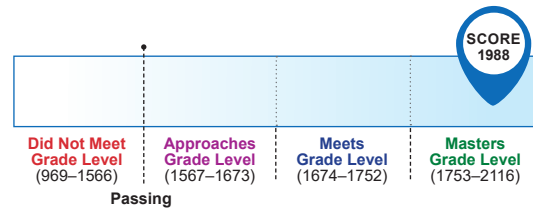
Mathematics

Masters
 Grade Level
 Test Date: Spring 2018

Writing

Masters
 Grade Level
 Test Date: Spring 2018

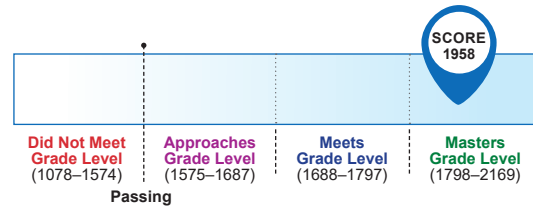

Reading Test Date: Spring 2018



CATEGORY	ANSWERED CORRECTLY
1. Understanding/Analysis Across Genres	8 of 8
2. Understanding/Analysis of Literary Texts	17 of 18
3. Understanding/Analysis of Informational Texts	15 of 16
TOTAL	40 of 42

96th PERCENTILE
 Your child scored the same or better than 96% of all Grade 7 students in Texas.

Mathematics Test Date: Spring 2018

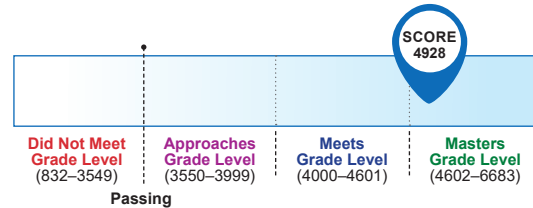


CATEGORY	ANSWERED CORRECTLY
1. Probability and Numerical Representations	6 of 6
2. Computations and Algebraic Relationships	15 of 15
3. Geometry and Measurement	12 of 12
4. Data Analysis and Personal Financial Literacy	5 of 7
TOTAL	38 of 40

Current Quantile Measure: 1847Q

94th PERCENTILE
 Your child scored the same or better than 94% of all Grade 7 students in Texas.

Writing Test Date: Spring 2018



CATEGORY	Weighted Score
Written Composition	
1. Composition	16 of 16
Multiple-Choice	
2. Revision	12 of 13
3. Editing	15 of 17
Multiple-Choice Total	27 of 30
TOTAL	43 of 46

91st PERCENTILE
 Your child scored the same or better than 91% of all Grade 7 students in Texas.

28Q9GT Unique Access Code
Want More Resources to Help Your Child in School?

For helpful tips and tools, including information on how to improve math skills and participate in a summer math challenge from home, please visit www.texasassessment.com.

- Go to www.texasassessment.com
- Find your unique access code in the monitor to the left
- Enter the code and click on the button to log in and learn more!

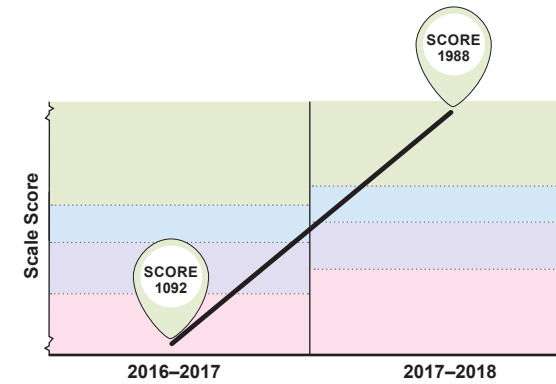
John Smith

Campus: 042 YAHOO M S Class Group: SEC E SEVEN FIV Report Date: JUNE 2018 Date of Testing: SPRING 2018

Reading

Accelerated Progress

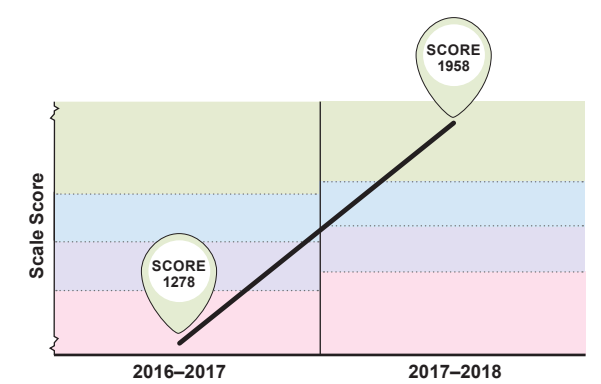
Your Child Showed More Progress Than Expected For 1 Year of Instruction



Mathematics

Accelerated Progress

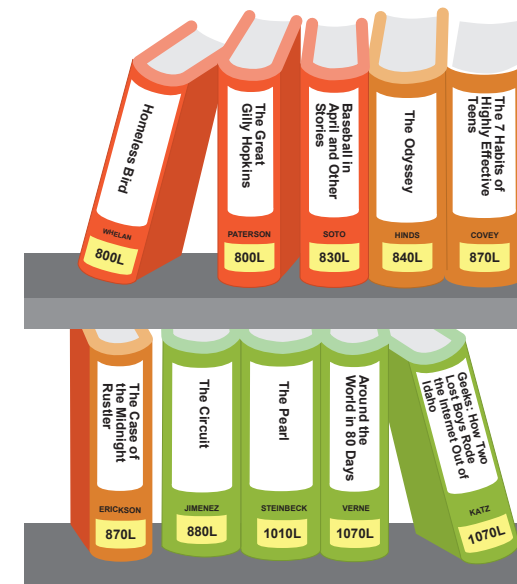
Your Child Showed More Progress Than Expected For 1 Year of Instruction



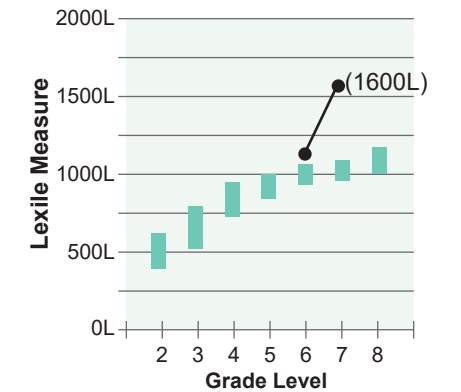
Your Child's Reading Measure History (Lexile® Measure)

The Lexile measure indicates the difficulty of the materials that your child can read successfully.

Here are some books recommended for your child's grade.



Your Child's Lexile History
 Current Lexile Measure: 1600L



Copyright © 2017 MetaMetrics.



Learn More about Your Child's Lexile Level

For more information about your child's reading level history, including an interactive Lexile Growth Planner™ and a Find A Book Tool, visit: www.texasassessment.com/lexile.