

Parent Resource Tool



Below are strategies and activities, **tailored for your child**, that you can do with them at home to improve their understanding of important concepts in reading and math.

Reading

Strategies to improve your child's grade 3 reading understanding



Understanding/Analysis Across Genres

- Picture books aren't just for little kids! They allow readers to explore the form and structure of language in a non-intimidating manner. Encourage reading by asking your local librarian to help your child find enjoyable picture books
- Using index cards, create a matching game for synonyms or antonyms.



Understanding/Analysis of Literary Texts

- Read with your child and discuss the text. Use question stems like "Why did _____?" or "What does _____ remind you of and why?"
- Read fiction or poetry with your child. Point out when the author is using language that appeals to the senses.



Understanding/Analysis of Informational Texts

- Discuss charts and graphs in informational texts with your child. Ask questions such as, "Why do you think the author included the chart or graph?"
- Read engaging informational texts with your child. Help her understand what she is reading by identifying the most important information in each paragraph in 10 words or fewer.



Writing Composition, Revision and Editing

- Have your child practice handwriting. Once handwriting becomes automatic and fluent, he will be able to concentrate on communicating ideas, spelling, punctuation, etc.

Mathematics

Strategies to improve your child's grade 3 math understanding



Numerical Representations and Relationships

- Have your child order whole numbers found in everyday life from least to greatest or greatest to least.
- Using groups of everyday objects, such as a handful of dry beans or coins, have your child determine whether the group of objects represents an even or odd number using divisibility rules. For example, 12 beans are even because the total can be divided between two people without having any left over



Computations and Algebraic Relationships

- Have your child skip count by twos, threes, fives, etc., to a certain number. Ask her how many times she had to count to get to that number. Relate that to the multiplication facts. For example, if I skip count by fours to the number 24, I will have counted six times ($4 \times 6 = 24$).



Geometry and Measurement

- Have your child identify and name shapes found in everyday life. For example, a football field is a rectangle.
- Have your child find the perimeter of different household objects, such as a door or table top.



Data Analysis and Personal Financial Literacy

- Have your child determine the value of different collections of coins and bills. For example, three dimes and four nickels is 50 cents.
- Ask your child to identify objects in your neighborhood that are common and those that are rare. Relate the words "common" and "rare" to availability and scarcity.

Maximize Time During Parent Teacher Conferences

Sample Questions to Ask the Teacher:

- What does my child seem to be the most interested in at school?
- Does my child have good friends in class and at school?
- What is the most important thing that I can be doing to prepare my child for high school?
- Is my child giving his/her best effort?
- What could my child be doing that he or she is not already doing?
- How is my child's work completion in your class?

267ZWX
Unique Access Code

For more information visit www.texasassessment.com.

Informed Parents. Better Schools.

STAAR Results

STATE OF TEXAS ASSESSMENTS OF ACADEMIC READINESS



2018 STAAR Report Card



About the STAAR Test

Your child took the STAAR in May 2018. This test asks students to answer questions that measure the knowledge and skills they need to be prepared for college or a career. If you have questions about this report, please talk to your child's teacher or principal, or learn more by visiting www.texasassessment.com.



What the Results Mean

This report shows how well your child did on the assessment. There are 4 levels of Performance.



MASTERS GRADE LEVEL

Mastery of the course knowledge and skills is shown — student is on track for college and career readiness.



MEETS GRADE LEVEL

Strong knowledge of course content — student is prepared to progress to the next grade.



APPROACHES GRADE LEVEL

Some knowledge of course content, but may be missing critical elements — student needs additional support in the coming year.



DID NOT MEET GRADE LEVEL

No basic understanding of course expectations is shown — student may need significant support in the coming year.


From the Commissioner

Tests are a part of life. Our kids will take tests to get a driver's license, to get into college, and even to get certain jobs. As a parent of two myself, I know that no one test can tell me everything about my children. But the STAAR tests have been designed to provide useful information about how much our children have learned academically and how well prepared they are for what comes next.

Students who meet or master grade level by high school graduation have more than a 60% chance of passing their college classes, substantially increasing their lifetime earnings and prospects for success. This report is intended to give you information on how well your child learned this year's academic material in school and how you can help them learn even more.



Mike Morath, Commissioner of Education



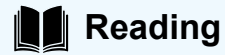
Performance: 3rd Grade

John Smith

Enrolled Grade: 3

Date of Birth: 01/01/01 Student ID: *****9367 Local Student ID: --- District: 257-999 ZY CRUSE ISD

Your Child's Performance at a Glance

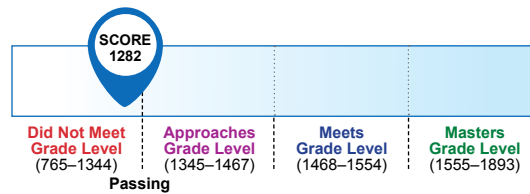



Did Not Meet
Grade Level
Test Date: Spring 2018



Did Not Meet
Grade Level
Test Date: Spring 2018

Reading Test Date: Spring 2018




CATEGORY	ANSWERED CORRECTLY
1. Understanding/Analysis Across Genres	0 of 5
2. Understanding/Analysis of Literary Texts	14 of 15
3. Understanding/Analysis of Informational Texts	0 of 14
TOTAL	14 of 34

15th PERCENTILE

Your child scored the same or better than 15% of all Grade 3 students in Texas.

Mathematics Test Date: Spring 2018



CATEGORY	ANSWERED CORRECTLY
1. Numerical Representations and Relationships	0 of 8
2. Computations and Algebraic Relationships	0 of 13
3. Geometry and Measurement	5 of 7
4. Data Analysis and Personal Financial Literacy	0 of 4
TOTAL	5 of 32

1st PERCENTILE

Your child scored the same or better than 1% of all Grade 3 students in Texas.

Current Quantile Measure: 598Q



Progress: From Previous Year

John Smith

Campus: 042 YAHOO M S Class Group: SEC E THREE FIVE Report Date: JUNE 2018 Date of Testing: MAY 2018

Your Child's Reading Measure History (Lexile® Measure)

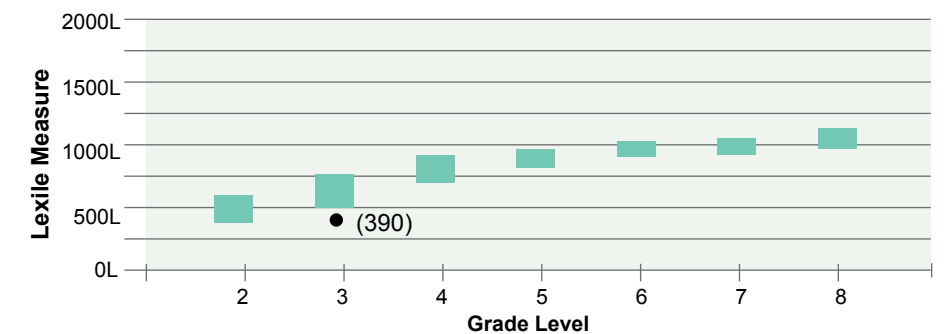
The Lexile measure indicates the difficulty of the materials that your child can read successfully.



Your Child's Lexile History

Current Lexile Measure: 390L

Expected Grade Level Range



Copyright © 2017 MetaMetrics.



Want More Resources to Help Your Child in School?

For helpful tips and tools, including information on how to improve math skills and participate in a summer math challenge from home, please visit www.texasassessment.com.

- Go to www.texasassessment.com
- Find your unique access code in the monitor to the left
- Enter the code and click on the button to log in and learn more!



Learn More about Your Child's Lexile Level

For more information about your child's reading level history, including an interactive Lexile Growth Planner™ and a Find A Book Tool, visit: www.texasassessment.com/lexile.