

# ROADMAP to COLLEGE and CAREER — Grade 11

2018 STAAR Report Card

## Plan for College

### Strategies for College Success



#### Learning about Colleges and Degree Programs

- Visit colleges and universities that interest you and meet with visiting college admissions representatives at your school
- Familiarize yourself with college admissions requirements, application deadlines and tuition costs.



#### Preparing for College in High School

- Enroll in advanced coursework such as Advanced Placement® and International Baccalaureate classes, and dual credit options offered by a local community college.
- Prepare for the SAT® and/or ACT®.
- Learn about ways to pay for college (e.g., available scholarships, the FAFSA and TASFA).



#### Building a College Resume

- Take on leadership roles within extracurricular activities and community service opportunities (colleges look for students who are active leaders in their schools).
- Practice writing a college application essay.

## Prepare for a Career

### Career Planning Activities



#### Exploring Career Options

- Research local or regional demand for careers and occupations aligned to your coursework and endorsement.
- Interview or explore videos of career professionals who can explain their work responsibilities and requirements for success.



#### Planning a Course of Study

- Explore associates degree or post-secondary career certification programs aligned with your Career and Technical Education (CTE) coursework.
- Enroll in a capstone CTE practicum course that offers real-world experiences and/or work-based learning opportunities (e.g., apprenticeships, job-shadowing, or paid internships).



#### Exploring Career-based Opportunities

- Take advantage of opportunities to intern or job-shadow at a local business or other organization.
- Consider participating in summer career skill-building programs hosted by businesses or other organizations.

## College and Career Planning

Explore resources and information to help you prepare at [www.futurereadytexas.com](http://www.futurereadytexas.com)

### Suggested Questions to Ask Your High School Counselor

1. When is the next opportunity to attend a college tour or meet with a college admissions representatives?
2. Where can I get assistance completing college applications (and essays) needed for Apply Texas and the Common App?
3. Which community college programs have the best career training programs related to my endorsement and coursework?
4. What other college credit and career prep classes can I take in 12th grade? Which dual credit, AP®, or International Baccalaureate courses will help me achieve my goals?
5. What are the exam schedules for the ACT and SAT? What college exam prep does our district offer?
6. Where can I find information about summer internships with local businesses/organizations?
7. Where can I learn about completing the FAFSA and TASFA? How do I create a PIN?
8. Where can I find information about potential college scholarship opportunities?



For more information visit [www.texasassessment.com](http://www.texasassessment.com)

Informed Parents. Better Schools.

# STAAR Results

STATE OF TEXAS ASSESSMENTS OF ACADEMIC READINESS

## 2018 STAAR Report Card



### About the STAAR Test

Your child took the STAAR in Spring 2018. This test asks students to answer questions that measure the knowledge and skills they need to be prepared for college or a career. If you have questions about this report, please talk to your child's teacher or principal, or learn more by visiting [www.texasassessment.com](http://www.texasassessment.com).



### What the Results Mean

This report shows how well your child did on the assessment. There are 4 levels of Performance.

## From the Commissioner

Tests are a part of life. Our kids will take tests to get a driver's license, to get into college, and even to get certain jobs. As a parent of two myself, I know that no one test can tell me everything about my children. But the STAAR tests have been designed to provide useful information about how much our children have learned academically and how well prepared they are for what comes next.

Students who meet or master grade level by high school graduation have more than a 60% chance of passing their college classes, substantially increasing their lifetime earnings and prospects for success. This report is intended to give you information on how well your child learned this year's academic material in school and how you can help them learn even more.



#### MASTERS GRADE LEVEL

Mastery of the course knowledge and skills is shown — student is on track for college and career readiness.



#### MEETS GRADE LEVEL

Strong knowledge of course content — student is prepared to progress to the next grade.



#### APPROACHES GRADE LEVEL

Some knowledge of course content, but may be missing critical elements — student needs additional support in the coming year.




#### DID NOT MEET GRADE LEVEL

No basic understanding of course expectations is shown — student may need significant support in the coming year.



Mike Morath, Commissioner of Education



# End-of-Course (EOC) Assessments

Miguel Castro

GRADE 11

Date of Birth: 12/15/01 Student ID: \*\*\*\*\*9995 Local Student ID: --- District: 217-901 ASPERMONT ISD

## Your Child's Performance at a Glance

**English I**

**Meets**  
Grade Level  
Test Date: Spring 2017

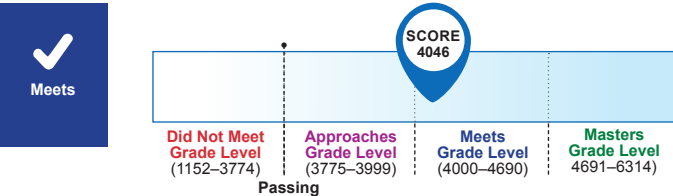
**Algebra I**

**Did Not Meet**  
Grade Level  
Test Date: Spring 2018

**Biology**

**Did Not Meet**  
Grade Level  
Test Date: Spring 2018

### English I Test Date: Spring 2017

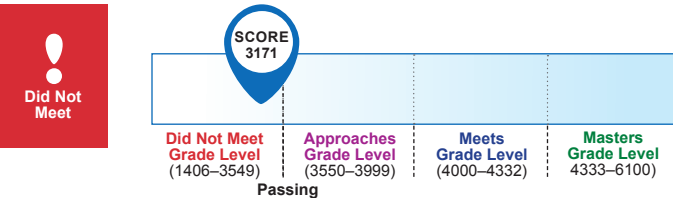


CATEGORY	ANSWERED CORRECTLY
Written Composition	10 of 16
4. Composition	10 of 16
<b>Multiple-Choice</b>	<b>Answered Correctly</b>
1. Understanding/Analysis Across Genres	8 of 8
2. Understanding/Analysis of Literary Texts	13 of 13
3. Understanding/Analysis of Informational Texts	13 of 13
5. Revision	3 of 9
6. Editing	0 of 9
<b>Total Multiple-Choice Score</b>	<b>37 of 52</b>
<b>TOTAL</b>	<b>47 of 68</b>

**60th PERCENTILE**

Your child scored the same or better than 60% of all student scores on this test.

### Algebra I Test Date: Spring 2018



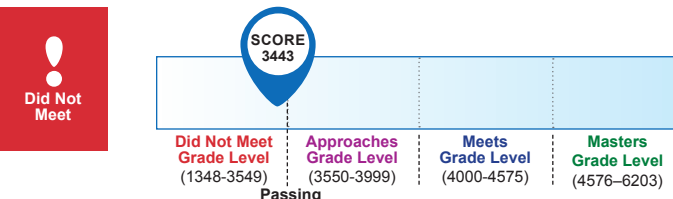
CATEGORY	ANSWERED CORRECTLY
1. Number and Algebraic Methods	0 of 11
2. Describing and Graphing Linear Functions, Equations and Inequalities	12 of 12
3. Writing and Solving Linear Functions, Equations and Inequalities	0 of 14
4. Quadratic Functions and Equations	0 of 11
5. Exponential Functions and Equations	0 of 6
<b>TOTAL</b>	<b>12 of 54</b>

**3rd PERCENTILE**

Your child scored the same or better than 3% of all student scores on this test.

Current Quantile Measure: 1000Q

### Biology Test Date: Spring 2018



CATEGORY	ANSWERED CORRECTLY
1. Cell Structure and Function	0 of 11
2. Mechanisms of Genetics	7 of 11
3. Biological Evolution and Classification	8 of 10
4. Biological Processes and Systems	3 of 11
5. Interdependence within Environmental Systems	0 of 11
<b>TOTAL</b>	<b>18 of 54</b>

**7th PERCENTILE**

Your child scored the same or better than 7% of all student scores on this test.



# End-of-Course (EOC) Assessments

Miguel Castro

GRADE 11

Campus: 001 ASPERMONT H S Class Group: SEC USHIST ONE Report Date: SPRING 2018

## Your Child's Performance at a Glance

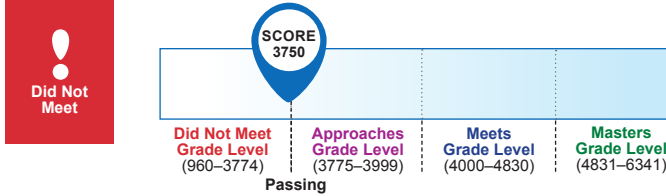
**English II**

**Did Not Meet**  
Grade Level  
Test Date: Spring 2018

**U.S. History**

**Did Not Meet**  
Grade Level  
Test Date: Fall 2017

### English II Test Date: Spring 2018

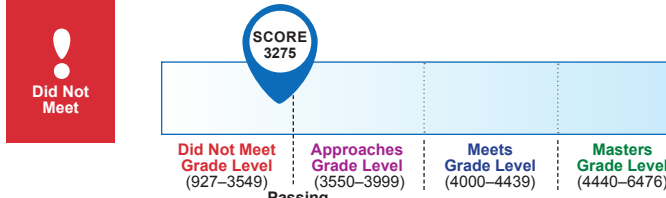


CATEGORY	ANSWERED CORRECTLY
Written Composition	8 of 16
4. Composition	8 of 16
<b>Multiple-Choice</b>	<b>Answered Correctly</b>
1. Understanding/Analysis Across Genres	8 of 8
2. Understanding/Analysis of Literary Texts	13 of 13
3. Understanding/Analysis of Informational Texts	11 of 13
5. Revision	0 of 9
6. Editing	0 of 9
<b>Total Multiple-Choice Score</b>	<b>32 of 52</b>
<b>TOTAL</b>	<b>40 of 68</b>

**36th PERCENTILE**

Your child scored the same or better than 36% of all student scores on this test.

### U.S. History Test Date: Fall 2017



CATEGORY	ANSWERED CORRECTLY
1. History	9 of 30
2. Geography and Culture	0 of 12
3. Government and Citizenship	2 of 10
4. Economics, Science, Technology, and Society	10 of 16
<b>TOTAL</b>	<b>21 of 68</b>

**2nd PERCENTILE**

Your child scored the same or better than 2% of all student scores on this test.

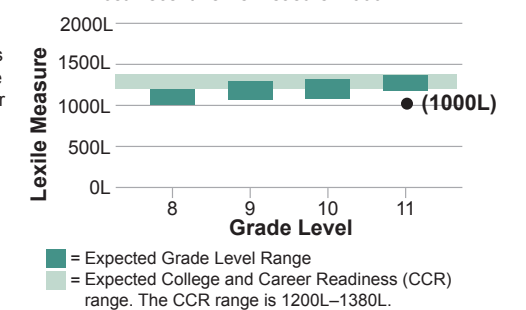
## Here are some books recommended for your child's grade.



The Lexile measure indicates the difficulty of the materials that your child can read successfully.

## Your Child's Lexile® History

Most Recent Lexile Measure: 1000L



Copyright © 2017 MetaMetrics.

**28Q43V**  
Unique Access Code

## Want More Resources to Help Your Child in School?

For helpful tips and tools, including information on how to improve math skills and participate in a summer math challenge from home, please visit [www.texasassessment.com](http://www.texasassessment.com).

- Go to [www.texasassessment.com](http://www.texasassessment.com)
- Find your unique access code in the monitor to the left
- Enter the code and click on the button to log in and learn more!

**LEXILE**

## Learn More about Your Child's Lexile Level

For more information about your child's reading level history, including an interactive Lexile Growth Planner™ and a Find A Book Tool, visit: [www.texasassessment.com/lexile](http://www.texasassessment.com/lexile).