

Parent Resource Tool

2017 Confidential Student Report

Reading

Strategies to improve your child's grade 7 reading understanding



Understanding/Analysis Across Genres

- Frequently have discussions in which you encourage your child to make connections between books or stories he/she has read and movies, television shows, plays, and social media. What is the same and different about them? Why did the author or producer tell this story? What is the overall message of the story or piece?



Understanding/Analysis of Literary Texts

- Your child should always have a book to read, and you should encourage regular "electronic-free" reading time in your home. When your child is choosing a book, digital or print, be sure he/she is choosing books from a wide variety of authors, genres, and settings. Your child will become a stronger reader if he/she reads more diverse books.



Understanding/Analysis of Informational Texts

- Have your child look up and share informational or news stories he/she finds interesting. Your child should be able to make connections between a non-fiction piece, a fiction piece, and/or a real world event.



Writing Composition, Revision and Editing

- Have your child write about things happening around him/her using different styles: a news story, a poem, or a fairy tale.

Mathematics

Strategies to improve your child's grade 7 mathematics understanding



Probability and Numerical Representations

- Calculate the Odds: If the school is holding a raffle, discuss the details with your child. Ask your child to find out how many tickets will be sold and how many prizes will be awarded. Then, have your child determine the probability of winning, if you were to buy a ticket -- or 10 or 20.
- Have your child help you calculate the tip when you eat in a restaurant.



Computations and Algebraic Relationships

- Practice percentages and subtraction by using sales advertisements to ask your child to calculate the exact amount he/she would save when something goes on sale and the final cost of discounted items.



Geometry and Measurement

- When shopping with your child, ask him/her the price if you were to buy three, six, or ten of the item.
- Have your child track paper towel usage by the length and the radius of the roll. See if your child can see the mathematical relationship.



Data Analysis and Personal Financial Literacy

- Discuss with your child how you track expenses and income.

Meeting with Your Child's Teacher

Things to do before the conference:

- Check your child's grades and relevant test scores.
- Ask your child if there are any questions he/she would like you to ask the teacher.
- Write down any special notes you want to make sure to mention that could impact your child at school (ex. major changes at home, special interests, allergies, etc.).
- Talk to any other parents, guardians, or caregivers about questions they would like to have asked.
- Pre-write your questions so you don't forget any, and make sure to bring a way to take notes.

Sample questions you can ask your child's teacher:

- What does my child seem to be the most interested in at school?
- Does my child have good friends in class and at school?
- What is the most important thing that I can be doing to prepare my child for high school?
- Is my child giving his/her best effort?
- What could my child be doing that he/she is not already doing?
- How is my child's work completion in your class?



For more information, visit www.texasassessment.com.

Informed Parents. Better Schools.

STAAR Results

STATE OF TEXAS ASSESSMENTS OF ACADEMIC READINESS



2017 Confidential Student Report



About the STAAR Test

Your child took the STAAR in Spring 2017. This test asks students to answer questions that measure the knowledge and skills they need to be prepared for college or a career. If you have questions about this report, please talk to your child's teacher or principal, or learn more by visiting www.texasassessment.com.



What the Results Mean

This report shows how well your child did on the assessment. There are 4 levels of proficiency.

From The Commissioner

Tests are a part of life. Our kids will take tests to get a driver's license, to get into college, and even to get certain jobs. As a parent of two myself, I know that no one test can tell me everything about my children. But the STAAR tests have been designed to provide useful information about how much our children have learned academically and how well prepared they are for what comes next.

Students who meet or master grade level by high school graduation have more than a 60% chance of passing their college classes, substantially increasing their lifetime earnings and prospects for success. This report is intended to give you information on how well your child learned this year's academic material in school and how you can help them learn even more.



Mike Morath, Commissioner of Education



MASTERS GRADE LEVEL

Mastery of the course knowledge and skills is shown — student is on-track for college and career readiness.



MEETS GRADE LEVEL

Strong knowledge of course content — student is prepared to progress to the next grade.



APPROACHES GRADE LEVEL

Some knowledge of course content, but may be missing critical elements — student needs additional support in the coming year.



DID NOT MEET GRADE LEVEL

No basic understanding of course expectations is shown — student may need significant support in the coming year.

John Smith

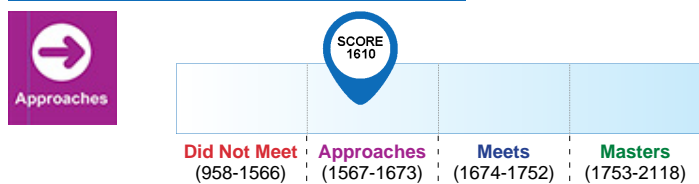
Enrolled Grade: 7

Date of Birth: 08/01/01 Student ID: *****0059 Local Student ID: --- District: 257-999 ZY CRUSE ISD

Your Child's Proficiency At A Glance

<h2>Reading</h2> <p>Approaches Grade Level Test Date: Spring 2017</p>	<h2>Mathematics</h2> <p>Meets Grade Level Test Date: Spring 2017</p>	<h2>Writing</h2> <p>NO INFORMATION AVAILABLE</p>
--	---	--

Reading Test Date: Spring 2017

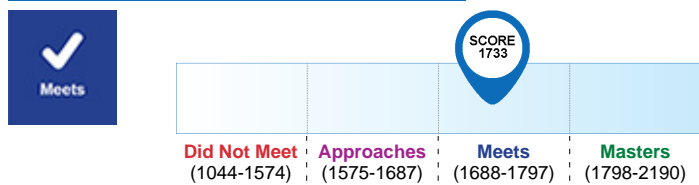


CATEGORY	ANSWERED CORRECTLY
1. Understanding/Analysis Across Genres	4 of 8
2. Understanding/Analysis of Literary Texts	12 of 18
3. Understanding/Analysis of Informational Texts	11 of 16
TOTAL	27 of 42

41st PERCENTILE

Your child scored the same or better than 41% of all Grade 7 students in Texas.

Mathematics Test Date: Spring 2017



CATEGORY	ANSWERED CORRECTLY
1. Probability and Numerical Representations	5 of 6
2. Computations and Algebraic Relationships	11 of 15
3. Geometry and Measurement	8 of 12
4. Data Analysis and Personal Financial Literacy	4 of 7
TOTAL	28 of 40

73rd PERCENTILE

Your child scored the same or better than 73% of all Grade 7 students in Texas.

Writing

NO INFORMATION AVAILABLE

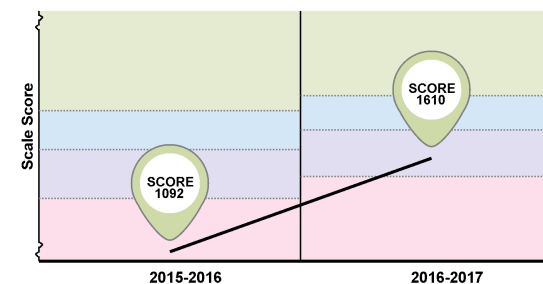
John Smith

Campus: 042 YAHOO M S Class Group: SEC E SEVEN FIV Report Date: JUNE 2017 Date of Testing: SPRING 2017

Reading Mathematics

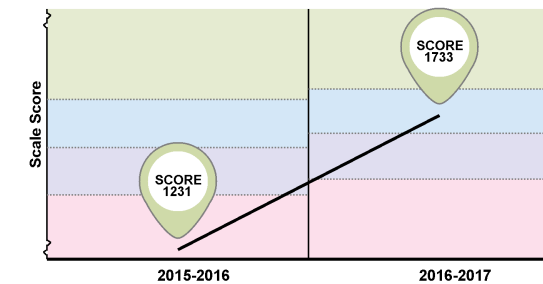
Accelerated Growth

Your Child Showed More Growth Than Expected For 1 Year of Instruction



Accelerated Growth


Your Child Showed More Growth Than Expected For 1 Year of Instruction



Your Child's Reading Measure History (Lexile® Measure)

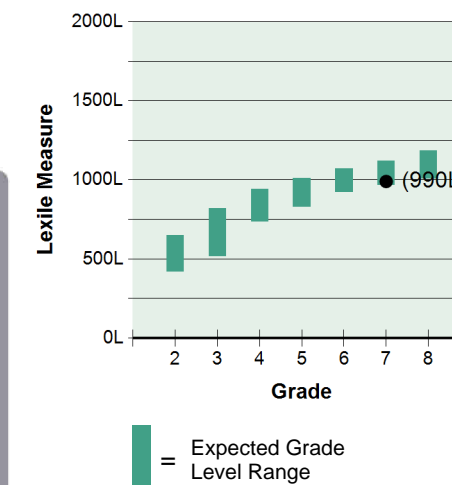
The Lexile measure indicates the difficulty of the materials that your child can read successfully.

Here are some books recommended for your child's grade.



Your Child's Lexile History

Current Lexile Measure: **990L**



Expected Grade Level Range

Copyright © 2017 MetaMetrics.



Want More Resources To Help Your Child In School?

Visit www.texasassessment.com for helpful tips and tools, including a recommended summer reading list.

Unique Access Code: 28Q73S



Learn More About Your Child's Lexile Level

Visit www.texasassessment.com for more information about your child's reading level history.

Unique Access Code: 28Q73S